



# Section 15, Hardware


## Chrome Polished Allen Motor Show Bike Kits

Complete motor kit includes everything needed to mount the following: rocker box, primary cover, lifter base, transmission covers, oil pump, air cleaner, cam cover, point cover, timing plug, motor mounts (early XL motor mounts include spacers). Sportster kits also include fasteners for sprocket cover, rear master cylinder and generator. Twin Cam 88 kits also include fasteners for motor case and oil hose cover. Button head allens and flat head allens are used where necessary.

- 7951** Dyna Glide 2006-on
- 7950** TC 88 Dyna Glide 1999-05
- 7949** Dyna Glide 1993-98
- 7948** Dyna Glide 1991-92
- 7947** TC 88B Softail 2000-06
- 7946** Softail 1992-99
- 7945** Softail 1989-91
- 7944** Softail 1987-88
- 7943** Evo 4 speed 1984-86
- 7942** TC 88 FLT 1999-06
- 7941** FLT, FXR 1992-98
- 7940** FLT, FXR 1987-91
- 7939** Evo 5 speed 1985-86
- 7934** Sportster 1994-03
- 7933** Sportster 1991-93
- 7932** Sportster 1986-90
- 7952** VRSCA 2002-on


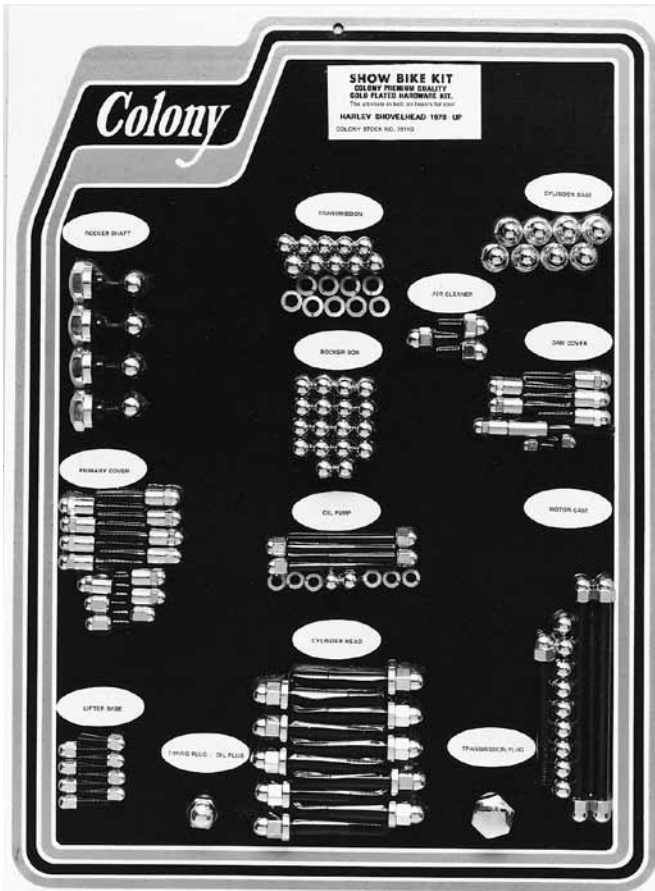


**7934 Sportster 1994-on**



**7947 TC88B 2000-on**

# Show Kits



7929 Twin Cam 88 FLT 1999-on

## Show Bike Kits in Acorn & Cap style

Acorn	Cap	Description
7919		XL 1986-90
7922		XL 1991-93
3615	3617	Evolution 4 speed 1984-86
3616	3618	Evolution 5 speed 1985-86
7920	8520	Softail 1987-88
	7926	Gold as above
7921	8521	Softail 1989-91, Dyna Glide 1991
7927	7928	Gold as above
7923		Softail, Dyna Glide 1992-95
7924		Softail 1996-99, Dyna Glide 1996-98
7925		Twin Cam 88 Dyna 1999-on
7929		Twin Cam 88 FLT 1999-06



Gas Tank mounting kit Dyna 1991-on  
72076



Gas Tank mounting kit Softail 2000-on  
72077

# Chrome Nuts

## CHROME ACORN NUTS Sold As Noted



### PCP Thread Size

#### SAE

24700	8-32 (10 pack)
24701	10-32 (10 pack)
24702	1/4 - 24 (10 pack)
24703	1/4 - 28 (10 pack)
24704	5/16 - 24 (10 pack)
24705	3/8 - 24 (10 pack)
24706	7/16 - 20 (10 pack)
1833	1/2 - 20 (each)
1876	9/16 - 18 (each)
1877	5/8 - 18 x 15/16" (each)
1879	5/8 - 18 x 1-1/4" (each)

#### UNC

24707	10 - 24 (10 pack)
24708	12-24 (10 pack)
24709	1/4 - 20 (10 pack)
24710	5/16 - 18 (10 pack)
24711	3/8 - 16 (10 pack)
24712	7/16 - 14 (10 pack)
1834	1/2 - 13 (each)
1880	9/16 - 12 (each)
1881	5/8 - 11 x 15/16" (each)
1882	5/8 - 11 x 1-1/4" (each)

#### METRIC

1844	6 x 1 (each)
1845	8 x 1.25 (each)
1846	10 x 1.25 (each)
1847	12 x 1.25 (each)

## CHROME CAP NUTS Sold As Noted



### PCP Thread Size

#### SAE

24713	10 - 32 (10 pack)
24714	1/4 x 28 (10 pack)
24715	5/16 x 24 (10 pack)
24716	3/8 x 24 (10 pack)
24717	7/16 x 20 (10 pack)
2607	1/2 x 20 (each)
2609	9/16 x 18 (each)
2611	5/8 x 18 x 15/16 (each)

#### UNC

24718	10 - 24 (10 pack)
24719	1/4 x 20 (10 pack)
24720	5/16 x 18 (10 pack)
24721	3/8 x 16 (10 pack)
24722	7/16 x 14 (10 pack)
2606	1/2 x 13 (each)
2608	9/16 x 12 (each)

#### METRIC

2612	6 x 1 (each)
2614	10 x 1.25 (each)
2615	12 x 1.25 (each)
2616	14 x 1.5 (each)

## CHROME PIKE NUTS Sold As Noted



### PCP Thread Size

#### SAE

24723	8-32 (10 pack)
24724	10 - 32 (10 pack)
24725	1/4 - 24 (10 pack)
24726	1/4 - 28 (10 pack)
24727	5/16 - 24 (10 pack)
24728	3/8 - 24 (10 pack)
24729	7/16 - 20 (10 pack)
1867	1/2 - 20 (each)
1868	9/16 - 18 (each)
1870	5/8 - 18 x 1" (each)

#### UNC

24730	10 - 24 (10 pack)
24731	1/4 - 20 (10 pack)
24732	5/16 - 18 (10 pack)
24733	3/8 - 16 (10 pack)
24734	7/16 - 14 (10 pack)
1872	1/2 - 13 (each)
1873	9/16 - 12 (each)

#### METRIC

1849	6 x 1 (each)
1850	8 x 1.25 (each)
1851	10 x 1.25 (each)
1852	12 x 1.25 (each)
1853	14 x 1.50 (each)

#### BSF

1861	1/4 - 26 (each)
1862	5/16 - 26 (each)
1863	3/8 - 26 (each)
1864	7/16 - 26 (each)
1865	1/2 - 26 (each)



## CHROME FLAT WASHERS

2203	Fits 1/4" bolt (12 pk)
2204	Fits 5/16" bolt (12 pk)
2205	Fits 3/8" bolt (6 pk)
2206	Fits 7/16" bolt (6 pk)
20506	Fits 1/4" bolt (100 pk)
20507	Fits 5/16" bolt (100 pk)
20508	Fits 3/8" bolt (100 pk)
20509	Fits 7/16" bolt (100 pk)



## CHROME LOCKWASHERS

20510	Fits 1/4" bolt (100)
20511	Fits 5/16" bolt (100)
20512	Fits 3/8" bolt (100)
20513	Fits 7/16" bolt (100)

# Chrome Screws



## Chrome Flat Head Allen Screws (10 pack)

Fine Thread (SAE)		Coarse Thread (UNC)	
PCP	Description	PCP	Description
24601	8-32 x 1/2	24629	10-24 x 1/2
24602	8-32 x 5/8	24630	10-24 x 5/8
24603	8-32 x 3/4		
		24631	1/4-20 x 3/8
24604	10-32 x 1/2	24632	1/4-20 x 1/2
24605	10-32 x 3/4	24633	1/4-20 x 5/8
24606	10-32 x 1	24634	1/4-20 x 3/4
		24635	1/4-20 x 7/8
24607	1/4-28 x 1/2	24636	1/4-20 x 1
24608	1/4-28 x 3/4	24637	1/4-20 x 1-1/4
24609	1/4-28 x 1	24638	1/4-20 x 1-1/2
24610	1/4-28 x 1-1/4	24639	1/4-20 x 1-3/4
24611	1/4-28 x 1-1/2	24640	1/4-20 x 2
24612	1/4-28 x 2	24641	1/4-20 x 2-1/4
24613	1/4-28 x 2-1/4	24642	1/4-20 x 2-1/2
24614	1/4-28 x 2-1/2		
		24643	5/16-18 x 1/2
24615	5/16-24 x 1/2	24644	5/16-18 x 3/4
24616	5/16-24 x 3/4	24645	5/16-18 x 7/8
24617	5/16-24 x 1	24646	5/16-18 x 1
24618	5/16-24 x 1-1/4	24647	5/16-18 x 1-1/4
24619	5/16-24 x 1-1/2	24648	5/16-18 x 1-1/2
24620	5/16-24 x 1-3/4	24649	5/16-18 x 1-3/4
24621	5/16-24 x 2	24650	5/16-18 x 2
24622	3/8-24 x 1/2	24651	3/8-16 x 1/2
24623	3/8-24 x 3/4	24652	3/8-16 x 3/4
24624	3/8-24 x 1	24653	3/8-16 x 1
24625	3/8-24 x 1-1/4	24654	3/8-16 x 1-1/4
24626	3/8-24 x 1-1/2	24655	3/8-16 x 1-1/2
24627	3/8-24 x 1-3/4	24656	3/8-16 x 1-3/4
24628	3/8-24 x 2	24657	3/8-16 x 2

## Chrome Smooth Hex Head Bolts (10 pack)

Fine Thread (SAE)		Coarse Thread (UNC)	
PCP	Description	PCP	Description
24200	1/4-28 x 5/8	24229	1/4-20 x 5/8
24201	1/4-28 x 3/4	24230	1/4-20 x 3/4
24202	1/4-28 x 7/8	24231	1/4-20 x 7/8
24203	1/4-28 x 1	24232	1/4-20 x 1
24204	1/4-28 x 1-1/4	24233	1/4-20 x 1-1/4
24205	1/4-28 x 1-1/2	24234	1/4-20 x 1-1/2
24206	1/4-28 x 1-3/4	24235	1/4-20 x 1-3/4
24207	1/4-28 x 2	24236	1/4-20 x 2
24208	1/4-28 x 2-1/4	24237	1/4-20 x 2-1/4
24209	5/16-24 x 5/8	24238	5/16-18 x 5/8
24210	5/16-24 x 3/4	24239	5/16-18 x 3/4
24211	5/16-24 x 7/8	24240	5/16-18 x 7/8
24212	5/16-24 x 1	24241	5/16-18 x 1
24213	5/16-24 x 1-1/4	24242	5/16-18 x 1-1/4
24214	5/16-24 x 1-1/2	24243	5/16-18 x 1-1/2
24215	5/16-24 x 1-3/4	24244	5/16-18 x 1-3/4
24216	5/16-24 x 2	24245	5/16-18 x 2
24217	5/16-24 x 2-1/4	24246	5/16-18 x 2-1/4
24218	3/8-24 x 3/4	24247	3/8-16 x 3/4
24219	3/8-24 x 1	24248	3/8-16 x 1
24220	3/8-24 x 1-1/4	24249	3/8-16 x 1-1/4
24221	3/8-24 x 1-1/2	24250	3/8-16 x 1-1/2
24222	3/8-24 x 1-3/4	24251	3/8-16 x 1-3/4
24223	3/8-24 x 2	24252	3/8-16 x 2
24224	7/16-20 x 1	24260	7/16-14 x 1
24225	7/16-20 x 1-1/4	24253	7/16-14 x 1-1/4
24226	7/16-20 x 1-1/2	24254	7/16-14 x 1-1/2
24258	7/16-20 x 1-3/4	24256	7/16-14 x 1-3/4
24259	7/16-20 x 2	24257	7/16-14 x 2



## Chrome Countersunk Washers for Use With Flat Head Allen Screws

Chrome plated 82 degrees countersunk washers are made to accept the flat allen screws for a variety of custom applications.

PCP	Size	Unit
24658	#10	(8 pack)
24659	1/4"	(8 pack)
24660	5/16"	(8 pack)
24661	3/8"	(5 pack)
24662	7/16"	(5 pack)



# Chrome Screws



## Chrome Smooth Allen Screws (10 pack)

Fine Thread (SAE)		Coarse Thread (UNC)	
PCP	Description	PCP	Description
24372	10-32 x 1/2	24361	10-24 x 1/2
24373	10-32 x 5/8	24362	10-24 x 5/8
24374	10-32 x 3/4	24363	10-24 x 3/4
24375	10-32 x 1	24364	10-24 x 1-1/4
		24365	10-24 x 1-3/4
24376	1/4-24 x 7/8		
24377	1/4-24 x 1-7/16	24366	1/4-20 x 3/8
24378	1/4-24 x 1-5/8	24367	1/4-20 x 1/2
24379	1/4-24 x 2-1/4	24324	1/4-20 x 5/8
24380	1/4-24 x 2-3/4	24325	1/4-20 x 3/4
		24326	1/4-20 x 7/8
24300	1/4-28 x 5/8	24327	1/4-20 x 1
24301	1/4-28 x 3/4	24368	1/4-20 x 1-1/8
24381	1/4-28 x 7/8	24328	1/4-20 x 1-1/4
24303	1/4-28 x 1	24329	1/4-20 x 1-1/2
24304	1/4-28 x 1-1/4	24330	1/4-20 x 1-3/4
24305	1/4-28 x 1-1/2	24331	1/4-20 x 2
24306	1/4-28 x 1-3/4	24332	1/4-20 x 2-1/4
24382	1/4-28 x 2	24369	1/4-20 x 2-1/2
24383	1/4-28 x 2-1/4	24370	1/4-20 x 2-3/4
24307	5/16-24 x 5/8	24371	5/16-18 x 1/2
24308	5/16-24 x 3/4	24333	5/16-18 x 5/8
24309	5/16-24 x 7/8	24334	5/16-18 x 3/4
24310	5/16-24 x 1	24335	5/16-18 x 7/8
24311	5/16-24 x 1-1/4	24336	5/16-18 x 1
24312	5/16-24 x 1-1/2	24337	5/16-18 x 1-1/4
24313	5/16-24 x 1-3/4	24338	5/16-18 x 1-1/2
24314	5/16-24 x 2	24339	5/16-18 x 1-3/4
24315	5/16-24 x 2-1/4	24340	5/16-18 x 2
24384	5/16-24 x 2-1/2	24341	5/16-18 x 2-1/4
24385	5/16-24 x 2-3/4	24355	5/16-18 x 2-1/2
24386	5/16-24 x 3	24356	5/16-18 x 2-3/4
24387	5/16-24 x 3-1/4	24357	5/16-18 x 3
		24358	5/16-18 x 3-1/4
24316	3/8-24 x 3/4	24359	5/16-18 x 3-1/2
24317	3/8-24 x 1		
24318	3/8-24 x 1-1/4	24342	3/8-16 x 3/4
24319	3/8-24 x 1-1/2	24343	3/8-16 x 1
24320	3/8-24 x 1-3/4	24360	3/8-16 x 1-1/8
24321	3/8-24 x 2	24344	3/8-16 x 1-1/4
24322	3/8-24 x 2-1/4	24345	3/8-16 x 1-1/2
24388	3/8-24 x 2-1/2	24346	3/8-16 x 1-3/4
24389	3/8-24 x 2-3/4	24347	3/8-16 x 2
24390	3/8-24 x 3	24348	3/8-16 x 2-1/4
		24349	3/8-16 x 2-1/2
24391	7/16-20 x 1-1/4	24350	3/8-16 x 2-3/4
24392	7/16-20 x 1-1/2	24351	3/8-16 x 3
24393	7/16-20 x 2-1/2	24352	3/8-16 x 3-1/4
24394	7/16-20 x 3	24353	3/8-16 x 3-1/2
24395	7/16-20 x 3-1/2		
		24354	7/16-14 x 1-1/2



## Chrome Button Head Allen Screws (10 pack)

Fine Thread (SAE)		Coarse Thread (UNC)	
PCP	Description	PCP	Description
24451	8-32 x 1/2	24444	10-24 x 1/2
24452	8-32 x 5/8	24445	10-24 x 5/8
24453	8-32 x 3/4		
		24446	1/4-20 x 3/8
24454	10-32 x 1/2	24420	1/4-20 x 1/2
24162	10-32 x 5/8	24421	1/4-20 x 5/8
24455	10-32 x 3/4	24422	1/4-20 x 3/4
24456	10-32 x 1	24423	1/4-20 x 7/8
		24424	1/4-20 x 1
24457	12-24 x 5/8	24447	1/4-20 x 1-1/8
		24425	1/4-20 x 1-1/4
24401	1/4-28 x 1/2	24426	1/4-20 x 1-1/2
24459	1/4-28 x 3/4	24427	1/4-20 x 1-3/4
24405	1/4-28 x 1	24428	1/4-20 x 2
		24429	1/4-20 x 2-1/4
24460	5/16-24 x 3/8	24430	1/4-20 x 2-1/2
24408	5/16-24 x 1/2		
24409	5/16-24 x 3/4	24431	5/16-18 x 1/2
24410	5/16-24 x 1	24448	5/16-18 x 3/4
24411	5/16-24 x 1-1/4	24449	5/16-18 x 7/8
24412	5/16-24 x 1-1/2	24433	5/16-18 x 1
24413	5/16-24 x 1-3/4	24434	5/16-18 x 1-1/4
		24435	5/16-18 x 1-1/2
24461	3/8-24 x 1/2	24436	5/16-18 x 1-3/4
24414	3/8-24 x 3/4	24437	5/16-18 x 2
24415	3/8-24 x 1		
24416	3/8-24 x 1-1/4	24450	3/8-16 x 1/2
24417	3/8-24 x 1-1/2	24438	3/8-16 x 3/4
24418	3/8-24 x 1-3/4	24439	3/8-16 x 1
24419	3/8-24 x 2	24440	3/8-16 x 1-1/4
		24441	3/8-16 x 1-1/2
		24442	3/8-16 x 1-3/4
		24443	3/8-16 x 2



# Hardware



## HEX NUTS

### USA Made Chrome Hex Nuts

PCP	Thread	Quantity
12728	1/4 x 20 UNC	10
12729	1/4 x 28 SAE	10
12730	5/16 x 18 UNC	10
12731	5/16 x 24 SAE	10
12732	3/8 x 16 UNC	10
12733	3/8 x 24 SAE	10
12734	1/2 x 20 SAE	10
12735	7/16 x 20 SAE	10
12736	5/8 x 18 SAE	10

## Chrome NYLOC-NUTS

USA Made feature plastic insert vibration proof mounting.

PCP	Thread	Quantity
12710	1/4 x 20 UNC	10
12711	1/4 x 28 SAE	10
12712	5/16 x 18 UNC	10
12713	5/16 x 24 SAE	10
12714	3/8 x 16 UNC	10
12715	3/8 x 24 SAE	10
12716	1/2 x 20 SAE	10
12717	7/16 x 20 SAE	10
12718	5/8 x 18 SAE	10



### Zinc Nylock Hex Nuts (10 Pack)

PCP	Thread
12701	1/4-20 UNC
12702	1/4 x 28 SAE
12703	5/16-18 UNC
12704	5/16-24 SAE
12705	3/8-16 UNC
12706	3/8-24 SAE
12708	7/16-20 SAE
12707	1/2 x 20 SAE



### Cad Flex Lock Nuts

PCP	Thread	Quantity
12737	10/24 NC	10
12738	1/4 x 20	10
12739	1/4 x 28 Fine	10
12740	5/16 x 24	10
12741	3/8 x 24	10
12743	1/2 x 20	10
12742	7/16 x 20	10



## Chrome Heim Joints

Heim joints have a variety of uses and are especially useful for custom shift and brake linkage creation. The 5/16" joints are available with left or right hand threads. USA made.

PCP	Size
71009	1/4" x 1/4-28 female
71010	5/16" x 5/16-24 male
71011	5/16" x 5/16-24 female
71012	5/16" x 5/16-24 male (left hand thread)
71015	3/8" x 3/8-24 female

# Chrome Hardware



## Chrome Caps

Snap on knurled allen screw for ease of installation. Packs of 100.

**PCP Fits**

**59453** 1/4"

**59454** 5/16"

**59455** 3/8"

**21756** Assortment of 100 pieces of each size listed above



## Allen Bolt Custom Cap Covers

These cap covers are sized by bolt thread diameter. Chrome plated and machined from aluminum, these caps come with set screws and an allen wrench. **Sold in pairs.**

**45310** 1/4"

**45311** 5/16"

**45312** 3/8"



**21900**



## Chrome Snap Caps Bolt Cap Cover Kits

These bolt cover kits make any bike look great and are also great for custom builders. Beautifully designed and chromed, these caps easily install over the raw OE bolt heads on engine, transmission, primary and more. Each kit includes individually marked pieces that make identification and installation a breeze.

Model	Year	PCP	Kit Qty.
Touring	2009-on	<b>21900</b>	111
	2007-08	<b>21901</b>	75
	2009-on	<b>21902</b>	126
FL	1999-06	<b>21904</b>	83
Dyna	2006-on	<b>21905</b>	76
	1999-05	<b>21906</b>	86
	Twin Cam	<b>21907</b>	156
Softail	2007-on	<b>21908</b>	81
	2000-06	<b>21909</b>	87
	2009-on	<b>21910</b>	125
FLSTSB	2009-on	<b>21912</b>	175
TC-88	Engine	<b>21913</b>	79
XL	2004-on	<b>21914</b>	77
	1984-03	<b>21915</b>	74
	2004-on Engine	<b>21916</b>	63

**73659**



## Chrome Pasties

Allen head bolt covers install with a set screw. Sold in pairs for thread size listed.

**PCP Size**

**73659** 1/4"

**73661** 3/8"

# Chrome Hardware



## Colony Allen Screw Hole Plugs

Decorative chrome plated hole plugs add a smooth finished look to your allen screw head.

**PCP Size**

- 72162** Assortment tray with 100 pcs each of 1/4", 5/16" and 3/8"
- 72164** 1/4" (100 pk)
- 72165** 5/16" (100 pk)
- 72166** 3/8" (100 pk)
- 72189** 7/16" (100 pk)

**44017**



## V-Twin Chrome End Caps for Allen Bolts

Chromed steel caps fit allen bolts of thread size 1/4" to 3/8". Available in an assortment tray with 100 of each or in refill packs of 10 or 50.

- | PCP          | Item            | Qty. |
|--------------|-----------------|------|
| <b>44017</b> | Assortment tray | 300  |
| <b>44016</b> | 1/4"            | 10   |
| <b>44015</b> | 5/16"           | 10   |
| <b>44106</b> | 3/8"            | 10   |



## Chrome Nylon Tie Straps

- | PCP          | 25 PK |
|--------------|-------|
| <b>17251</b> | 4"    |
| <b>17252</b> | 7"    |

## Flat Washers

Chrome	I.D.	Type	U/M
<b>16101</b>	#8	Standard	100 pack
<b>16102</b>	#10	Standard	100 pack
<b>2203</b>	1/4"	Standard	12 pack
<b>16103</b>	1/4"	Standard	100 pack
<b>2204</b>	5/16"	Standard	12 pack
<b>16104</b>	5/16"	Standard	100 pack
<b>2205</b>	3/8"	Standard	6 pack
<b>16105</b>	3/8"	Standard	100 pack
<b>2206</b>	7/16"	Standard	6 pack
<b>16106</b>	7/16"	Standard	100 pack
<b>16107</b>	1/2"	Standard	100 pack
<b>9972</b>	1/2"	Standard	5 Pack
<b>16108</b>	5/8"	Standard	50 pack
<b>16109</b>	5/16"	5/8" OD	100 pack
<b>9633</b>	1/4"	OEM	50 pack



## Lock Washers

Chrome	OEM	I.D.	U/M
<b>9516</b>	6998	1/4"	12 pack
<b>20510</b>	6998	1/4"	100 pack
<b>20511</b>	7041	5/16"	100 pack
<b>9517</b>	7041	5/16"	12 pack
<b>20512</b>	7038	3/8"	100 pack
<b>9518</b>	7038	3/8"	6 pack
<b>20513</b>	7039	7/16"	100 pack
<b>9519</b>	7039	7/16"	6 pack
<b>16121</b>	7068	1/2"	100 pack



## 1/4" Chrome Flat Washers

Duplicate of OEM 6099 as used on primary and cam covers.  
**9633** 50 pack

# Trim and Hardware

## CHROME STANDARD NUTS



Sold in 10 packs.  
**PC # Thread Size**

**SAE**  
 12729 1/4 x 28  
 12731 5/16 x 24  
 12733 3/8 x 24  
 12735 7/16 x 20  
 12734 1/2 x 20  
 12736 5/8 x 18

**UNC**  
 12728 1/4 x 20  
 12730 5/16 x 18  
 12732 3/8 x 16  
 5454 7/16 x 14



### Chrome Finned Bullet Krommet

469 10 Packs



### Chrome Windshield Krommets

Fit in place of stock nuts & bolts.

466 Set of 11



### Hold Down Knobs & End Caps

End Caps (Pairs)

**PCP Description**

- 424 Foot rest end caps
- Hold Down Knobs (Pairs)**
- 431 1 1/2" diam. 5-1/6 x 18th.
- 432 1 1/4" diam. 3/8" x 24th
- 433 1 1/4" diam. 5/16" x 24th
- 434 With stud to fit stock air breather 1958-on (ea)



### Chrome Bullet Krommets

465 10 Packs



### Chrome Hide A Nut

This unit will cover nut & bolt heads up to 5/8" Diam.

468 10 Packs



## CHROME NYLOCK NUTS

Sold in 10 packs.

**UNC**  
 5459 10 - 24  
 12710 1/4 - 20  
 12712 5/16 x 18  
 12714 3/8 x 16  
 5467 7/16 x 14



### Chrome Handlebar Ball

Fits in end of bar grip.

421



### Chrome Star Washers

Ideal for use in mounting trims or accessories to fiberglass or plastic.

411 Sold in 10 packs

**SAE**  
 5460 10 - 32  
 12711 1/4 - 28  
 12713 5/16 - 24  
 12715 3/8 - 24  
 12717 7/16 - 20  
 12716 1/2 - 20  
 12718 5/8 - 18



### Chrome Mini Ball

Our newest 1-1/4" diameter decorative chrome ball.

- 5480 Use to replace end plugs in our rail sets or any 5/8" 20 ga. tubing
- 5481 7/16-20 thread
- 5482 1/4-20 thread
- 5483 10-32 thread for H.D. choke pull knob



### Thread Chrome Balls (each)

- 417 1/2 x 20th
- 418 3/8 x 24th
- 419 5/16 x 24th

# Chrome Plated Metric Fasteners



## Nylon Insert Locknuts (10pk)

PCP	Thread Size
24800	4mm
24801	5mm
24802	6mm
24803	8mm
24804	10mm
24805	12mm

## Hex Nuts (10 pack)

PCP	Thread Size
24806	6mm
24807	8mm
24808	10mm
24809	12mm

## Flanged Nuts (10 pack)

PCP	Thread Size
24810	6mm
24811	8mm
24812	10mm
24813	12mm



## Lock Washers (100 pack)

PCP	Thread Size
24814	6mm
24815	8mm
24816	10mm
24817	12mm

## Polished Chrome Allen Screws (10 pack)

PCP	Thread Size
24830	5x10mm
24831	5x12mm
24832	6x10mm
24833	6x16mm
24834	6x20mm
24835	6x25mm
24836	6x30mm
24837	6x40mm
24838	6x50mm
24839	8x20mm
24840	8x30mm
24841	8x40mm
24842	8x50mm
24843	10x25mm
24844	10x30mm
24845	10x40mm
24846	10x50mm

## Button Head Allen Screws (10 pack)

PCP	Thread Size
24822	5x13mm
24823	6x12mm
24824	6x15mm
24825	6x20mm
24826	6x25mm
24827	6x30mm
24828	6x40mm
24829	6x50mm



## Flat Washers (100 pack)

PCP	Thread Size
24818	6mm
24819	8mm
24820	10mm
24821	12mm

## Thread Pitches for Metric Fasteners on this Page:

4mm	.70
5mm	.80
6mm	1.0
8mm	1.25
10mm	1.50
12mm	1.75

# Roller Bearings (100Packs)

## Sportster Rod Rollers

These rod rollers fit 1954-on K and Sportster. 17 bearings used.

PCP	OEM	Description
15366	9150A	.1875x.480 Std.
15367	9152A	.1875x.480 +.0002
15368	9154A	.1875x.480 +.0004
15369	9156A	.1875x.480 +.0006
15370	9158A	.1875x.480 +.0008
15371	9160A	.1875x.480 +.001
15372	9160A+2	.1875x.480 +.002
15373	9160A+3	.1875x.480 +.003

## Late Type 74 & 80 Rod Rollers

Late type rod rollers for 74& 80 OHV 1973 and later. 17 Bearings are used. Standard size 3/16" x .585.

PCP	OEM	Description
15348	9180B	.1875x.585 Std.
15349	9180	.1875x.585 +.0002
15350	9181	.1875x.585 +.0004
15351	9182	.1875x.585 +.0006
15352	9183	.1875x.585 +.0008
15353	9184	.1875x.585 +.001
15354	9186+2	.1875x.585 +.002
15355	9186+3	.1875x.585 +.003
15356	9185	.1875x.585 -.0002 (undersize)

## Sportster Right Crankcase Roller

These rollers fit 1957-on Sportster, 13 used.

PCP	OEM	Description
15342	9421	.1875x.800 Std.
15343	9422	.1875x.800 +.0002
15344	9423	.1875x.800 +.0004
15345	9424	.1875x.800 +.0006
15346	9425	.1875x.800 +.0008
15347	9426	.1875x.800 +.001

## Big Twin Crankcase Rollers

Big Twin right case 1958-on, 28 used. Also fits all interchangeable wheels using loose roller bearing.

PCP	OEM	Description
15374	9220A	.250x.490 Std.
15375	9221A	.250x.490 +.0002
15376	9222A	.250x.490 +.0004
15377	9223A	.250x.490 +.0006
15378	9224A	.250x.490 +.0008
15379	9225A	.250x.490 +.001
15380	9225+2	.250x.490 +.002



## Late Big Twin and All Sportster Short Rod Rollers

These rollers fit 1973 and later Big Twin, 34 used. Also fits 1954 and later Sportster, 34 used.

PCP	OEM	Description
15357	9441A	.1875x.294 Std.
15358	9442A	.1875x.294 +.0002
15359	9443A	.1875x.294 +.0004
15360	9444A	.1875x.294 +.0006
15361	9445A	.1875x.294 +.0008
15362	9446A	.1875x.294 +.001
15363	9446A+2	.1875x.294 +.002
15364	9446A+3	.1875x.294 +.003
15365	9450	.1875x.294 -.0002 (undersize)

# Roller Sets

## 1958-86 Big Twin right side case rollers

Size	28 set	OEM
Std	15050	9220
.0002	15051	9221
.0004	15052	9222
.0006	15053	9223
.0008	15054	9224
.001	15055	9225
.002	15056	9220 +.002

## Big Twin clutch hub rollers (20 packs)

Size	PCP	OEM
Std	2628	9540A
.0002	2629	9541
.001	2630	9542



# Bearings



## Ball Bearings

PCP	OEM	Description	PCP	OEM	Description
15700	8860	5/16" Ball bearing XL clutch ramp XL 1971-84,	15716	9025A	Transmission mainshaft XL 1954-90, clutch drum BT 1984-on
15717	8871	Starter motor gear end BT, XL 1991-on	15720	9073	Starter motor drive end FXR 1983-85
15574	8873	3/8" Pump check valve BT 1941-on (10 pk)	15721	9076	Rear fork pivot FXST 1984-99 (Heim)
15701	8877	Starter motor gear end XL 1981-90, BT 1989-90	15722	9135	Inner chain housing BT L84-06
15702	8878	Starter motor XL 1981-88	15723	9200	Brake drum 1979-on CLE
15731	8879	11/32" Ball, starter motor XL 1991-on (10 pack)	15725	9231	Primary TC 2007-*
15727	8880	Starter, commutator end XL 1986-on	15750	9247	1" wheel bearing FLT 2000*
15703	8882	Starter motor BT 1989-90	15749	9267	3/4" wheel bearing fxst 2000-*
15737	8883	Starter motor commutator end BT/XL 1991-on	15753	9270A	Rear fork pivot FXST 2000-*
15704	8885	Clutch ramp XL 1984-on	15747	24623-99C	Pinion main bearing TC 1999-*
15746	8990A	Outer cam Twin Cam 1999-05 (pair)	15728	36799-84	Clutch drum XL 1984-90
15745	8992	Trap door TC 99-*	15738	36799-91	Clutch drum XL 1991-*
15707	8996A	Mainshaft clutch side BT 5 speed 1984-on	15732	37906-90	Clutch BT 1990-08
15708	8998	Transmission side cover BT 5 speed 1979-98			
15715	9020	Transmission mainshaft BT 4 speed 1941-on			



## Tapered Bearings

PCP	OEM	Description	PCP	OEM	Description
15500	9028	Left crankcase bearing assembly BT 1969-02	15508	45586-78	Fork Stem Bearing only for our Sportster stem cup conversion kit (549)
15504	9052	Wheel Front/rear BT 1973-on; Front XL 1973-99; Rear XL 1979-on	15561	47082-81	Swing arm XL 1981-97 (right)
15506	24729-74	Left crankcase XL 1977-90	15515	48300-60	Head cup front fork BT 1960-on, XL 1982-on
15507	41124-81	Wheel side car 1979-on CLE	2455	48315-60	Race for head cup bearing BT 1960-on

15515



# Needle Bearings



## Needle Bearings

PCP	OEM	Fits
15600	8876A	Transmission M/S and C/S's all BT 5 speed
15601	8888	Countershaft low gear XL 1984-on
15602	8904	Mainshaft 5th gear all BT 5 speed
15604	8906	Main drive gear BT 1982-86 4 speed
15605	8977	Transmission C/S all BT 5 speed, XL 1991
15606	9057	Cam gear XL 1958-on
15607	9058	Cam gear BT 1958-99
15608	9062	Starter shaft housing BT 1965-88
15609	9063	Outer chain housing Cover BT 1965-88
15627	9114	Trans shifter BT 5 speed
15628	9115	Trans shifter BT 5 speed
15613	9118	Mainshaft sprocket side XL 1984-90
15625	9151	Shifter drum XL
15629	9198	Torrington inner cam Twin Cam 1999-on (pr)
15623	18534-86	Tappet roller BT 1984-on, XL 1986-on
15624		As above, set of 4
15626	35051-89A	5th mainshaft BT & XL 1991-on
15616	35960-54	Countershaft (closed end) XL 1954-90
15617	35961-52	Countershaft BT 1977-85 4 speed clutch gear and countershaft XL 1952-90
15618	37312-75	Clutch release (Wafer) BT 1975-on

# Bearing & Cages

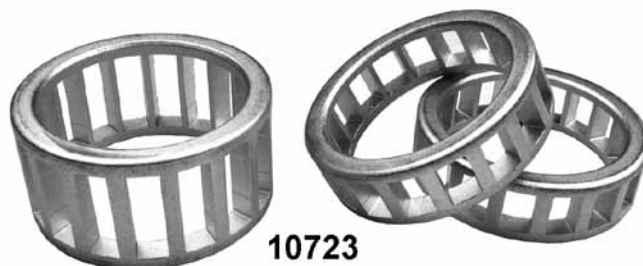


## Cages and Bearing Sets

PCP	OEM	Fits
15800	24346-87A	Rod cage & rollers BT 1987-99
15810	24354-87A	Rod cages & bearings XL L1986-on
15860	24626-87	Cages & bearings pinion gear side (wht/gry) BT 1987-99
15861	24628-87	As above, green BT 1987-99
15862	24641-87	As above, red BT 1987-99
15863	24643-87	As above, blue BT 1987-99
15880	24647-87	Cages & bearings pinion shaft (blue) XL 1987-on
15920	24650-58	Right bearing pinion STD BT 1958-85
15881	24650-87	Cages & bearings pinion shaft (red) XL 1987-on
15882	24659-87	As above, white/grey XL 1987-on
15883	24660-87	As above, green XL 1987-on



10732



10723

## BEARING RETAINING CAGES NO BEARINGS

PCP	OEM	Fits
10723	24366-71	Rod cages (narrow) alloy BT 1973-86 (set)
	24367-71	Rod cages (wide) alloy BT 1973-86
10732	43578-35	Pinion side (2) steel BT 1958-86 (each)

# Lock Tabs, Keys, Shims



## LOCK TABS


SOLD IN 10 PACKS UNLESS OTHERWISE NOTED IN PRICE LIST U/M

PCP	OEM	Fits	PCP	OEM	Fits
13701	7044A	Pinion shaft gear end XL 1979-on	13731	39996-65	Primary adjuster Big Twin 1965-on
13702	7402	Inner primary cover BT 1980-86	13733	45717-63	Stem nut FL's 1960-85
13710	25448-84	XL clutch ramp 1984-93	13735	47513-58	Swing arm bolt Big Twin 1958-85
13713	33125-89	Starter motor shaft all Big Twin 1989	13737	87136-36	Side car connection bolt CLE 1979-on (each)
13714	33126-90	Starter motor all Big Twin 1990	13741	40251-92	Pulley lock plate 1992-on (each)
13716	33318-85	Inner primary Big Twin 1985-05			
13722	34069-71	Shifter cam XL 1954-on			
13725	35050-52	Transmission sprocket XL 1952-80			



## KEYS

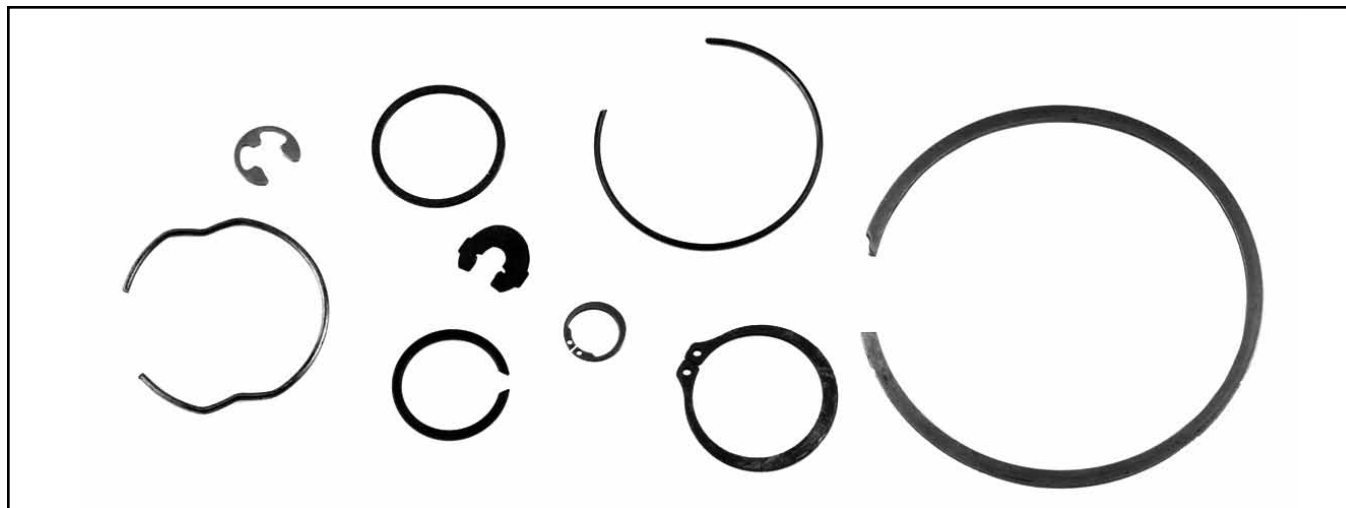
PCP	OEM	Fits	PCP	OEM	Fits
10301	11218	Crank pin & pinion gear all L 1981-on	10306	23985-54	Pinion gear shaft Big Twin 1954-89
10302	11219	Oil pump drive gear XL 1988-on; pinion BT 1990-on	10310	26348-15	Pinion shaft BT 1975-86
10303	11220	Starter motor shaft BT 1989-on	10315	33393-50	Kicker clutch gear BT 1941-85
10305	23985-18	Footrest stud FXR 1987-on,	10311	37523-85	Clutch hub Big Twin 1985-89



## SHIMS

PCP	OEM	Fits	PCP	OEM	Fits
13555	6750	Shifter fork .007 BT 1941-86 4 speed	11835	Kit	1 Each of above 4 belt spacers (4 pk)
13556	6752	Shifter fork .015 BT 1941-86 4 speed	11850	35850-84	.010 Sprocket shaft all Big Twins 1970-99 (5)
13557	6762B	Pushrod cover 1941-on all Twins	11851	35851-84	.020 Sprocket shaft all Big Twins 1970-99 (5)
13550	6773	Rear intake cam .005 XL 1971-on	11852	35852-84	.032 Sprocket shaft all Big Twins 1970-99 (5)
13551	6775	As above .010	16243	41665-82	Brake abutment (rear) all BT 1987-90; FXWG 1983-on and FXE 1984-on
13552	6778	As above .015	13575	43290-82	.032 Wheel hub FLT 1982-on
13540	9120-9134	Asst. bearing shims BT 1969-on (15 pieces)	13576	43291-82	.016 Wheel hub FLT 1982-on
13566	23741-77	As above .003 all XL 1977-on	13577	43292-82	.008 Wheel hub FLT 1982-on
11830	24051-80	.012 Belt spacer BT 1980-85	13578	43293-82	.004 Wheel hub FLT 1982-on
11831	24052-80	.025 As above	13579	43294-82	.002 Wheel hub FLT 1982-on
11832	24053-80	.035 As above	13580		Assortment of above (2 of each)
11834	24054-80	.055 As above			

# Snap Rings



## SNAP RINGS (Retainers)

NOTE: ALL SNAP RINGS SOLD 10 PER PACK UNLESS NOTED OTHERWISE IN U/M PRICE LIST





PCP	OEM	Description	PCP	OEM	Description
11000	10998	Clutch ramp mechanism 1987-on Big Twin	11118	35087-99	Access door BT 1999-on
11003	11002	Oil pump Big Twin 1970-on	11112	35114-02	Main bearing BT 2003-on
11007	11007	Pinion shaft Big Twin 1958-85	11111	35115-99	Main bearing R/S BT 1999-02
11009	11013	Choke cable FLT 1980-on	11113	35118-03	Main bearing L/S XL 2004-on
11011	11016	Shifter linkage 1979-on Big Twin	11069	35337-36	Transmission third gear BT 1936-85 4 speed
11013	11019	Trans release lever 5 speed BT 1980-86	11070	35337-56	Mainshaft 3rd all XL 1956-on
11014	11020	Side cover bearing 1980-on 5 speed, BT (2 used)	11071	35810-36	Counter low & second BT 1941-85 4 speed
11016	11031	Starter crank pivot pin 1977-85 Big Twin	11072	35920-36	Counter shaft bearing BT 1941-85 4 speed
11018	11036	Shifter pawl 1979-85 BT 4 speed; 1972-on XL	11073	36795-84	Clutch hub bearing XL 1984-90 int.
11020	11039	Starter motor shaft 1965-88 BT	11074	36797-84	Clutch pressure plate XL 1984-90
11022	11045	Clutch guide 1984-on XL	11075	36798-84	Clutch hub bearing XL 1984-on ext.
11023	11046	Clutch adjuster screw 1984-on XL	11076	37904-84	Clutch drum bearing (ext.) BT 1984-on,XL86-90
11031	11067	Trans Gears 1980-on 5 speed BT (10 pk) (6 used)	11077	37904-90	Clutch (ext.) all BT 1990-on
11032	11083	Shifter Cam 1986-on 5 speed Big Twin	11006	37905-84	Clutch drum bearing (int.) BT 1984-on
11099	11085	Chain adjuster pad BT 2002-06	11079	37905-90	Clutch (int.) all BT 1990-99
11035	11143	Hand lever 1982-on all Twins	11098	37905-00	Internal ring BT 2000-on
11036	11150	Shifter shaft lever 1986-on 5 speed Big Twin	11080	37907-84	Clutch pressure plate BT 1984-on
11038	11158	Rear fork FXST 1987-99	11081	37908-90	Pressure plate (int.) all BT 1990-on
11039	11160A	Left motor bearing 1983-on Big Twin	11082	37909-90	Pressure plate (int.) all BT 1990-on
11040	11161	Main drive gear bearing 1984-on Big Twin 5 speed	11083	40903-87	Brake plunger rod 1987-on FXST, L1987-on FXR
11041	11164	Clutch drum 1984-on XL	11084	40918-82	Brake boot retainer 1984-on FLXT, FXWG, plunger E1987-on on all FXR
11043	11177	Right motor bearing 1987-on Big Twin, XL	11085	40918-87	Brake push rod all BT 1987-on
11044	11180	Mainshaft ball bearing (outer) 1984-90 XL	11088	44021-83	Front caliper piston 1983-on all Twins
11045	11182	Starter motor shaft (inner) 1989-on BT	11092	45611-86	Fork stem 1986-on XL, 1987-on FLST/C/F, L1988-on FXST
11046	11183	Starter motor shaft (outer) 1989-93 BT	11096	45905-87	Oil seal (slider) FXR 1988-on
11117	11185	Shift pawl XL 1991-on	11097	45908-80	Oil seal (slider) FXR 1980-86
11063	11248	Starter shaft nut BT 1994-on	11101	47510-80	Swing arm (plastic) 5 speed 1980-02
11115	11302	Shift brake XL 1999-on	11102	47819-87	Pivot bolt 5 speed 1987-88
11116	11319A	Shift brake cam FXST 2000-on	11103	60678-85	Inner chain housing bearing 1985-on BT 5 speed
11051	22589-83	Wrist pin 1983-on BT; 1985-on XL	11105	65325-83	Evolution exhaust port 1984-on
11061	26497-75	Oil pump 1975-on XL	11106	67069-76	Speedo mount all FXST
11107	33653-90	Detent arm, XL 1991-on	11068	35038-89	Trap door bearing XL 1995-on
11062	34040-52	Shifter cam Big Twin L79-85			

# Bronze Bushings



PCP	OEM	Fits
18504	24331-36	STD Piston pin XL 1957-on (pair)
18598	-	.002 Piston pin XL 1957-on (pair)
18505	--	Same as above .005 O/S (pair)
18599	24332-36	Same as above .010 O/S (pair)
18510	24641-36	Oil pump shaft Big Twin 1936-on
18513	25581-70	Crank case cover gear BT 1970-99 STD
18514	25581-91	Same as above .005 O/S
18629		Same as above .010 O/S
18518	25582-73	Gear cover pinion shaft BT 1973-92
18519	25586-37	Cam gear #1-3-4 cams XL 1957-on
18520	25588-37	Cam cover rear int. Sportster 1957-on +.005
18521	25588-57	Cam gear #2 cam XL 1957-on
18522	--	Cam gear kit #1-2-3-4 XL 1957-on
18527	25593-74	Cam cover pinion XL 1977-on
18619	25598-91	Inner cam XL 1991-on
18622	33445-89	Primary housing starter shaft BT 1989-on
18547	33446-89	Starter shaft (primary) all BT 1989-93
18603	25588-91	R/Int cam XL 1991-on

PCP	OEM	Fits
18611	33638-70	Foot shift brkt. 1970-93 FL, FLH all FXWG and FXST models
18623	33713-85	Primary housing shifter shaft FLT 1985-00
18702	33714-90	Shift lever (2) FXST 1990-93 (steel) (pair)
18556	34632-84A	Shifter shaft all FXR 1984-on, Dyna 1985-on
18558	35094-65	M/S Drive gear BT 1965-85 4 speed
18570	40520-63	Shifter shaft 1977-on XL (pair)
18573	42443-80A	Brake pedal all XL 1980-on
18574	45413-84	Upper slider (teflon) FXR/T 1987, FXWG 84-on
18575	45416-84	Lower slider (teflon) FXR/XL 84-90, FXWG 84-on
18576	45461-87	Upper slider FXRS-SP, FXLR 1987, all FXR 88*
18577	45465-87	Lower slider FXRS-SP, FXLR 1987, all FXR 88*
18582	45866-84	Lower slider (2) FLST 1987-on, FXST/C 1984-on
18583	45940-84	Upper slider (2) FLST 1987-on, FXST/C 1984-on
18591	60593-74	Inner primary shifter 1974-85 FX (4 speed ONLY)
18634	47247-83	Brake lever hub FLT 1983-96
18635	33708-94	Shifter bracket FXST 1994-08



## Magnetic Drain Plugs

PCP	Size	Use
10610	3/8 x 24	BT Case plug 74 & 80 (700)
10611	1/2 x 13	74 & XL Trans (707)
10615	1/4 x 18	NPT chain cover (718)
10612	5/8 x 18	Oil tank & time hole (720)
10616	5/8 x 18	FXR drain (722A)
10613	1/8 x 27	NPT 1987-89 BT primary trans FXST-FXR (734, 739A)
10614	1/8 x 27	As above with Hex
10619	1/8 x 27	NPT 1990-on BT trans (739A)
10618	1/2 x 20	74 & 80 Inner primary (60348-65A)

Prevents metal particles from circulating through engine and transmission cases, oil tanks, etc.

# Special Nuts



12569



12568



12612



12604



12589



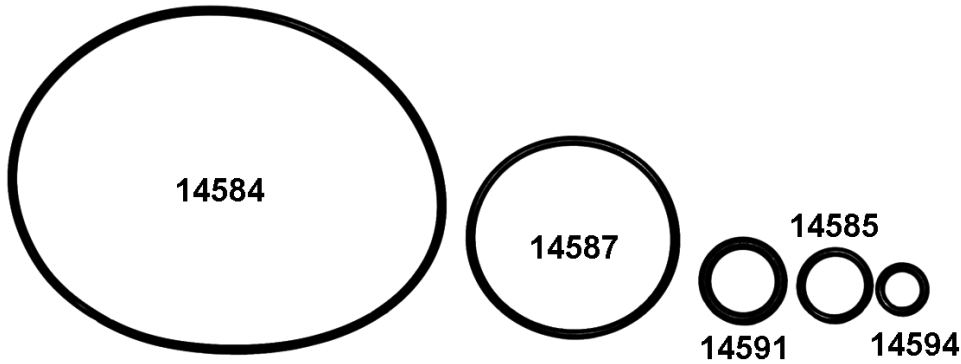
12590

PCP	OEM	Description
12500	7501	Tail lamp mounting--all Twins 1973-on (10 pk)
12501	7515	Shift arm adjust BT 5 speed 1985-on
12509	7848W	Transmission sprocket all XL 1986-on, BT 1984-on Clutch
12608	7855W	Transmission sprocket XL 1984-90
12511	7872	Rocker shaft end caps BT 1966-85 (red)
12605		Same as above, green cap
12606		Same as above, blue cap
12512	--	Rocker shaft end caps BT 1966-85 (black)
12607		Same as above, orange cap
12514	7911	Kicker & C/S BT 4 speed 1936-85
12515	7913	Pinion gear all XL 1977-on
12613	7916A	Pinion gear all XL 1991-on, BT 1993-99
12518	7977	Mainshaft starter clutch BT 1941-85
12527	8125	Horn cover FX, FL, XL 1965-on
12528	11730	Clutch adjusting screw XL 1984-on (well type)
12529	18570-38	Split tappet cupped nuts all 9/32"x32
12530	23901-81	Crank pin all XL L1981-on
12536	23969-83	Crank pin BT 1983-on (pair)
12539	24016-80	Pinion shaft BT 1981-on
12541	24017-80	Sprocket shaft BT L81-85
12542	24022-90	Gear shaft all BT 1990-92
12544	24023-54	Pinion shaft gear BT 1954-89
12545	31312-80	Bendix drive shaft FLH 1982-85, FXWG 1984-on, FXSB 1980-85, FXST 1986-on

PCP	OEM	Description
12549	34179-33	Shifter fork BT 4 speed 1936-86
12550	35046-36	Mainshaft bearing BT 4 speed 1936-86
12552	35047-71A	XL Drive sprocket 1971-86
12553	25078-79	Mainshaft & countershaft BT 5 speed 1979-on
12554	35211-36	Mainshaft sprocket BT 1936-on
12602	35211-91	Drive sprocket XL 1991-06
12555	37361-41	Clutch push rod adjusting nut BT 1941-84
12603	37495-91	Mainshaft XL 1991-on
12558	37496-84	Clutch hub BT 1984-89
12559	37496-90	Transmission mainshaft all 1990-on
12568	40387-70	Motor sprocket Sportster 1970-88
12569	40392-70	Motor sprocket BT 1970-90
12612	40392-91	Motor sprocket BT 1991-06
12577	45718-60	Nut fork stem (NOT USED W/DAMPER) FXST 1987-90, FLT 1987-on, FXWG 1980-on
12578	45718-71	Nut fork stem FX 1971-on
12582	45778-77	Filler screw fork nut BT L77-on, FXST 1987-on
12587	48306-88	Bearing retainer FXST L1988-on
12589	48332-48B	Cone seat front end w/shield FL 1960-99
12590	48333-80	Bearing adjust. FLT 1980-90
12593	62161-75	Nut-gas valve all 1975-on
12597	68608-83	Indicator lamp XL, FX 1983-on (3/8" Diam.)
12598	69149-65	Horn mounting all 1965-90
12604		Super nut 1936-85



# O-Rings



**COMPLETE LIST OF O-RINGS** Please order by PC # (O-Rings sold in bags of 10, check price list)

**EASY REFERENCE:** Use Factory parts book to obtain OEM # , then look up in our complete listings of seals, gaskets, springs, nuts, O-Rings, keys or lock tabs.


PCP	OEM	Description	PCP	OEM	Description
14505	11105	Tappet screen plug 1970-99 Big Twin	14573	11190	Push rod upper cover XL 1991-on
14508	11110	Tappet guide mounting screw 1966-91 XL	14562	11191	Shift lever FXST 1990-08
79013	11114	Main drive gear BT 4 speed 1982-86	14537	25416-84	Clutch cover 1984-92 FX, FXE, FXR, FLT, FXST
14509	11115	Transmission countershaft 1965-84, FL, FX 4 speed	14538	26432-76A	Cylinder stud insert 1986-on XL, BT 1985-on
14510	11116	Starter motor housing 1981-92 XLH	14539	26433-77	Oil filter check valve 1986-on XL
14511	11117	Shifter lever sleeve 1984-03 FXR	14540	26434-76A	Oil pump cover 1977-90 XL
14512	11118	Fuel sending unit 2003-on Softail	14579	26434-91	Oil pump 1991-on XL
14599	11120	Oil distick 2006-on BT 6 speed	14030	26995-86A	Intake manifold 1986-98 XL, BT
14516	11132	Pushrod middle 1978-99 V2 BT, XL (O-ring)	14563	27121-89	Carb all 1990-on, XL 1989-on
14517	11133A	Flat pushrod large L1981-84 80" (Quad)	14564	27157-89	Drain screw carb all 1990-on
14519	11139	Primary filler cap L1978-90 XL	14542	27324-83	Keihen carb float bowl 1983-87 all Twins
14520	11140	Front fork air control 1984-87 FLT	14574	27577-88	Carb bowl 1988-91 all
14525	11145	Lower push rod cover 1984-06 Big Twin; 1986-on XL	14575	27577-92	Carb bowl 1992-on all
14522	11147	Inner chain housing 1982-05 Big Twin	14582	31695-90	Starter motor Twins 1990-on
14523	11148	Oil filter mount 1986-on XL (Quad), shift lever sleeve FXR 1982-86	14548	34036-80	Shifter cam L1980-86 Big Twin 4 speed
14524	11156	Front fork air control solenoid 1984-FLT	14601	43727-00	Pulley seal ring, Deuce
14521	11157	Upper pushrod cover 1984-99 V2 BT; 1986-on XL (O-ring)	14568	44059-83	Front brake caliper XL & FX 1984-99 (single)
14526	11159	Oil tank fitting 1984-86 FXST	14549	45443-86	Front fork upper plug 1984-on FLT, FLHT
14527	11162	Mainshaft right side 1984-86 FXRS	14551	45845-77	Fork tube plug L77-85 FL; 1980-85 FXWG; 1984-on FXST,FLST
14528	11165	Mainshaft ball bearing clutch side 1984-on Big Twin 5 speed (Quad)	14552	45982-73	Slider tube cap 1973-77 FX, FXR, FXRT, FXRS, FXRT, XL, XLS, XLX
14529	11166	Countershaft 1985-86 FXWG, FXEF 4 speed	14553	45984-87	Fork tube plug 1987-on FXLR, FXRSE
14530	11167A	Tappet guide (upper) 1986-on XL	25163	61109-85	Gas cap 1983-on Twins (pair)
14531	11168A	Tappet guide (lower) 1986-on XL	14073	63529-57	Rocker oil line seal 1966-85
14532	11170	Front fork air control cap 1985-on FLT, FXRT	14558	68451-86	Front turn signal lense 1986-92 FLT, FLST, FXRT
14533	11171	Front fork air control 1991-on FLT, starter motor(2) XL 1986-91, inspection covers XL 1991-on	14559	68455-86	Front or rear turn signal lense 1986-on FXR, XL; rear only FXST
14534	11173	Wheel hub cap 1987-on FLST	<b>Twin Cam 88 1999-on</b>		
14554	11176	Tappet cover XL 1991-09	14584	11256	Cylinder base
14576	11178	Filler plug 5 speed 1987-on	14585	11270	Rocker arm support
14536	11179	Clutch cable (trans cover end) 1987-on BT, XL	14586	11273	Cylinder head locating dowel
14555	11187	Clutch inspection	14587	11286	Oil pump outer 1999-05
14556	11188	Chain inspection cover XL 1991-on	14588	11288	Cam position sensor
			14589	11289	Crankshaft sensor
			14590	11290	Neutral switch
			14591	11293	Upper pushrod cover
			14592	11297	FLT fork air control
			14593	11298	Cam support plate plug 1999-05
			14594	11301	Oil pump inner 1999-05



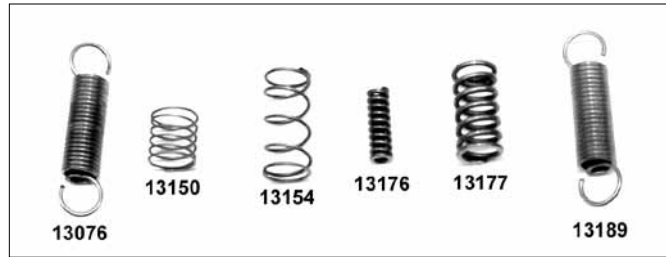


**5 PACKS (ALL SEALS SOLD 5 PER PACK) UNLESS NOTED OTHERWISE IN U/M PRICE LIST**

PCP	OEM	Description	PCP	OEM	Description
14008	11124	Cam cover 1971-03 XL	14056	37741-82	Transmission M/S 4 speed 1982-86
14010	12010	Foot shifter cover BT 1979-85 4 Speed	14088	43945-79	Rear caliper seal boot kit FLT 1980-85
14011	12013A	Drive gear 74", 80" L1966-on Big Twin		43947-79	(dual piston type)
14012	12014	Clutch nut 74", 80" 1965-90 BT 4 Speed	14090	44045-87	Seal & boot kit, rear caliper FLT 1987-99,
14013	12018	Inner chain housing 1970-E84 BT 4 Speed		44152-77	XL, FXR, FXST L1987-on
14016	12026B	Left engine 74", 80" 1970-98	14077	44047-83	Caliper piston front single all 1984-99
14098	12030	Main drive gear XL 1991-08	14093	44208-82	Caliper seal FX-FXR 1982-E87, XL 1983-E87
14095	12035	Main drive gear seal BT 1991-06	14055	45378-87	Fork slider 1987-on FXLR, FXRSE
14020	12036A	Oil pump Sportster 1983-90	14058	45387-83	Fork slider 1983-86 FXR, FXRS, FXRT; 1984-87
14019	12045	Shifter shaft all 5 speeds 1980-06			XL; 1985 FXEF, FXSB
14023	12049	M/S Sprocket 1984-90 XL	14060	45733-48	Fork cap 1987-on FLST and FXST
14021	12050	M/S Clutch side FXR, FLT 1984-E94, XL 1991-94	14061	45843-77	Fork slider 1980-86 FXWG
14022	12051	Inner chain housing starter shaft 1984-89	5752	45846-84	Fork slider kit 1984-03 FLT
14024	12052	Inner chain housing mainshaft 1984-04 BT	14064	45875-84	Fork slider 1984-on FXST, 1985-on FXWG,
14075	12053A	Inner primary cover all BT 1987-93			1987-on FLT
14000	18001-83A	Valve guide 1983-on, BT Evo 1986-on (10 pk)	14069	47519-83A	F or R wheel .250 1983-E85 FX, XL swing arm
14032	26227-58	Oil pump BT 1968-on	14107	47519-83B	F or R wheel .411 all L85-99
14030	26995-86A	Evo intake manifold 1986-on XL	14073	63529-57	Rocker oil line sleeves 1966-85 Big Twin
14102	27002-89	Intake manifold BT & XL 1989-on	14080	67098-87	Speedo drive unit FXR/S/T 1987-99
14037	31341-80	Starter shaft housing 80-85 FXB, 84-on FXWG	14081	67118-87	Speedo drive unit FXST 1987-99
14042	35151-74	Engine XL late 1974-99			
14047	37101-84	Clutch release lever 1984-86 FXR, FLT; primary cover 1986-04 XL			



# Studs



PCP	OEM	Fits
10802	3506	Engine case (3) BT 1982-on
10803	11727A	Cylinder head front left XL 1986-on
10804	11729	Shift linkage (5 speed) FXST 1987-99
10806	11733	Transmission case (5) FXST 1985-on
10807	16715-83	Evo exhaust 1984-on
10809	16830-29A	Engine mount bracket (short) BT 1984-on
10813	16831-83	Engine mount bracket (long) BT 1987-on
10915	16832-86A	Cylinder stud XL 1986-on
5473	16837-78	Cylinder base set BT 1978-84
10816	16837-85A	Cylinder base (each) BT 1985-99
10817	16864-48	Motor mount bracket BT 1949-84
10824	24752-86	Left footrest XL 1986-90
10836	24823-80	Carb flange 1-3/4" (4) BT 65-on 77 ALL Kick cover (5) 1974-on
10846	32606-82	Timer plate BT L1982-99, XL 1982-on
10907	37357-84	Clutch pushrod adjuster BT 1984-on
10859	40018-86	Chain adjuster XL 1986-on
10860	41720-58	Anchor (brake) CLE 1979-on
10865	42301-87	Master cylinder FLST/C/F L87-99
10869	45544-88	Rigid fork leg (2) FXST 1988-on
10872	45998-73	Slider stud FXR/T 1987; XL 1985-on, FXST, FLST/L/F 1984-on
10889	56105-84	Risers (handlebar) (2) XL 1986-on; FXR 1987-on FXST 1984-on
10890	56137-84A	Risers (handlebar) (2) FLT 1984-on
28372		Rear turn signal 1-7/8" stud (pair)
10899	90921-68	Saddlebag guard FL 1968-on

## Springs

PCP	Application
13150	Keihin carb diaphragm (27362-76) (10 pack)
13154	Shift cam follower XL 1984-on (29980-84) (10 pk)
13189	Shifter Pawl XL 1972-on (37222-52) (10 pack)



## Dowel - Roll - Split - Locating - Step (Check Price List for U/M)

PCP	OEM	Fits	PCP	OEM	Fits
10100	215	Shift lever FXWG 1980-on, cam case (2) XL 1954-on	10129	24578-57	Transmission trap door (2) XL 1957-on
10190	221	Inner primary cover BT 5 speed 1970-* FLT FXR	10130	26430-76	Oil pump (2) 1977-on
10191	239	Valve pin, oil pump BT 1986-on	10132	31473-86	Shift lever pivot pin FXST 1987-88
10101	255	Roll pin, solenoid, 4 speed 1965-on	10133	31495-79	Start shift lever pivot pin BT 1987-88, FLT, FXR
10193	257	Starter solenoid BT 5 speed 1987-88	10134	33180-77	Starter crank gear - 3/8 BT
10155	275	Cam cover bushing XL 1957-on	10136	34082-79	Shifter shaft lever BT 5 speed 1979-on
10107	335	Transmission housing BT 5 speed 1987-88	10144	42268-90	Rear brake rod clevis pin 1990-FXST
10109	337	Transmission housing to starter BT 1989-on	10105	42269-30	Rear brake rod clevis pin 1984-90 FXST
10111	350	Shift pawl lifter arm XL 1986-on	10146	42269-70	Rear brake clevis pin FLT 1979-*, FXST 1984-*
10112	358	Cam cover in casing (2) BT 1941-on; cylinder base (2) BT 1984-on; pinion case side (2); cylinder base XL 1986-on; casings (2) 1957-on	10157	45031-82A	Stop switch lever all 1982-on
10113	375	Transmission bearing housing BT 5 speed 1979-90; inner primary cover BT 4 speed 1970-on; XL cam cover (2-3)	10159	45032-82	Hand lever pivot pin all 1982-95
10102	600	Solenoid BT 5 Speed 1987-88	10164	45036-82	Anchor pin hand lever all 1982-87
10103	601	Roller pin, solenoid, 4 speed 1965-on	10165	45036-88	Anchor pin hand lever all 1988-on
10117	604	Right footrest mount FLT 1987-90; footpeg bracket FX 1979-on	10181	50003-89B	Pin, XL jiffy stand 1989-99
10119	609	Trans case to top plate BT 5 speed 1987-88; all 1979-90	10170	50009-82	Pin side stand 1982-on all FLT
10120	612	Ignition cap BT 1968-on	10177	61073-79	Pin door hinge FLT 1979-88
10185	643	Oil pump XL 1977-on	10178	61279-88	Pin gas tank door hinge all FLT 1988-on
10125	9095	Oil pump XL 1961-on	10179	67068-76	Speedo mount BT 1976-on
10104	9260	Transmission cam support (2) XL 1957-on			
32355	22764-83	Piston pin BT 1983-99			



# Spacers



## Colony Chrome Spacers

Chrome plated steel spacers are available in a complete assortment or in 5 packs of each size. They are especially made for a snug fit on 1/4", 5/16" or 3/8" bolt.

PCP	Size	PCP	Size	PCP	Size
24471	1/4" x 1/8"	24477	5/16" x 1/8"	24483	3/8" x 1/8"
24472	1/4" x 1/4"	24478	5/16" x 1/4"	24484	3/8" x 1/4"
24473	1/4" x 3/8"	24479	5/16" x 3/8"	24485	3/8" x 3/8"
24474	1/4" x 1/2"	24480	5/16" x 1/2"	24486	3/8" x 1/2"
24475	1/4" x 3/4"	24481	5/16" x 3/4"	24487	3/8" x 3/4"
24476	1/4" x 1"	24482	5/16" x 1"	24488	3/8" x 1"

24490 Complete assortment including compartment tray



## Chrome Axle Spacers

Sold each.

PCP	OEM	ID	Length
43002	43617-95	.750	.930
43003	40915-94	.720	1.253
43004	43674-95	.725	1.412
43005	43683-97	.730	1.350
43006	41591-90	.740	1.435
43007	43654-86A	.750	.750
43008	40910-84A	.750	1.255
43009	43358-83A	.750	.480
43010	41594-73	.745	.655
43011	41595-73	.750	.830
43012	41592-79	.745	1.210
43013	41595-86	.730	.1225
43014	41607-83	.735	.510
43015	47517-58	.745	1.210
43016	41591-81	.710	1.265
43017	43648-86	.735	1.370
43018	43657-89	.725	.1050
43019	40910-00	.740	.900
43020	41595-00	.750	1.980
43021	43683-00	.740	.990
43022	43654-00	.750	.580
43023	43617-00	.750	.520
43026	43613-00	.755	3.040
43025	43608-00	.745	4.810
43024	43517-00	1.00	4.810

## Spacer

Chrome, steel spacers. Most sold in 10 packs.

PCP	IDxODxLength
16302	1/4" x 7/16" x 3/16"
16303	1/4" x 7/16" x 1/4"
16304	1/4" x 7/16" x 3/8"
16305	1/4" x 7/16" x 5/8"
16306	1/4" x 7/16" x 3/4"
16307	1/4" x 7/16" x 7/8"
16308	1/4" x 7/16" x 1-1/16"
16309	5/16" x 1/2" x 7/32" (5 pack)
24483	3/8" x 9/16" x 1/8" (5 pack)
16311	3/8" x 13/16" x 1/2"
16313	7/16" x 11/16" x 5/16"

## Speed Drive Spacer

Replaces speed drive on all 1973-on FX-XL-FXR when front wheel drive is omitted.

5068	FX, XL 1973-on
16575	FXST 1984-95



## Bungee Nuts

Made of high-grade carbon steel, then chrome plated. Bungee nuts can work as a tie-down knob or an excellent spring anchor, and can be used to replace shock absorber nuts. Sold in pairs.

3570	5/16"-18
3571	3/8"-24
3572	3/8"-16

